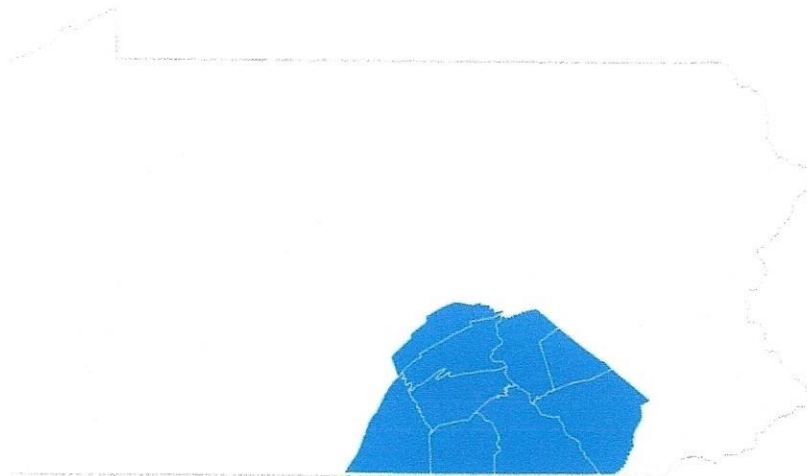


July 13, 2017



**Real-Time Intelligence for
SCPa Works + Lancaster County**



QUERY DEFINITION	2
SUMMARY	3
OPENINGS BY OCCUPATIONS	3
OPENINGS BY EMPLOYERS	3
OPENINGS BY JOB TITLES	3
OPENINGS BY LOCATIONS	4
FAQ	5

Query Definition

Online job postings for SCPa Works + Lancaster County for the 30-day period preceding 07/12/2017, meeting the following criteria:

- This occupation: Food Processing Workers (51-3000)

Summary

Total Job Posts	Occupations	Employers	Certifications	Job Titles	Locations
116	8	61	0	79	47

Openings by Occupations

Occupations		
SOC	Title	Post Count
51-3011.00	Bakers	59
51-3021.00	Butchers and Meat Cutters	22
51-3092.00	Food Batchmakers	12
51-3023.00	Slaughterers and Meat Packers	8
51-3022.00	Meat, Poultry, and Fish Cutters and Trimmers	6
51-3093.00	Food Cooking Machine Operators and Tenders	5
51-3099.00	Food Processing Workers, All Other	3
51-3091.00	Food and Tobacco Roasting, Baking, and Drying Machine Operators and Tenders	1

Source: [JobsEQ®](#)

Data as of 07/12/2017

Note: Data are subject to revision. Please do not use these data for historical comparisons until such time that a historical series of these data are provided.

Openings by Employers

Employers	
Employer Name	Post Count
Panera Bread	14
The Performance Group	10
Stauffers of Kissel Hill	7
Weis Markets	5
Panera Bread Company	4
Performance Group, The	3
Sav-A-Lot	3
Magnesita Refractories	3
Mars	3
Giant Food	3

Source: [JobsEQ®](#)

Data as of 07/12/2017

Note: Data are subject to revision. Please do not use these data for historical comparisons until such time that a historical series of these data are provided.

Openings by Job Titles

Job Titles	
Job Title	Post Count
Night Baker	10

Job Titles	
Job Title	Post Count
Day Baker	8
Baker	6
Meat Cutter	5
Cake Decorator	4
PROCESSING OPERATOR	3
Utility Packer/Baker/Clean-up	2
Processing	2
Meat/Seafood Sales Associate	2
Production Assistant	2

Source: [JobsEQ®](#)

Data as of 07/12/2017

Note: Data are subject to revision. Please do not use these data for historical comparisons until such time that a historical series of these data are provided.

Openings by Locations

Locations	
Location	Post Count
Lancaster, Pennsylvania	19
York, Pennsylvania	14
Harrisburg, Pennsylvania	7
Elizabethtown, PA 17022	5
Hanover, PA 17331	4
Hershey, Pennsylvania	4
York, PA 17402	4
New Oxford, Pennsylvania	3
Lebanon, Pennsylvania	3
Lancaster, PA 17603	3

Source: [JobsEQ®](#)

Data as of 07/12/2017

Note: Data are subject to revision. Please do not use these data for historical comparisons until such time that a historical series of these data are provided.

What-If Report for SCPa Works + Lancaster County, NAICS 311 - Food Manufacturing

Occ Code	Title	New Employer Demand	Empl (Place of Residence) ¹	Unempl ¹	Regional Avg Wage ²	National Avg Wage ²	Empl Extended	Unempl Extended	Potential Candidate / Opening Ratio
51-3092	Food Batchmakers	8	2,334	84	\$34,400	\$30,100	7,463	541	302
51-3022	Meat, Poultry, and Fish Cutters and Trimmers	8	1,193	62	\$28,400	\$25,500	20,595	1,443	157
51-9111	Packaging and Filling Machine Operators and Tenders	8	3,859	345	\$32,900	\$30,900	55,522	5,071	526
51-3023	Slaughtermen and Meat Packers	5	828	44	\$26,800	\$27,000	9,065	818	174
51-3011	Bakers	4	1,679	110	\$26,500	\$27,100	35,665	2,335	447
51-1011	First-Line Supervisors of Production and Operating Workers	4	5,149	125	\$58,700	\$61,400	3,437	87	1,318
51-9190	Helpers--Production Workers	4	4,185	394	\$30,000	\$26,900	29,062	2,455	1,145
53-7082	Laborers and Freight, Stock, and Material Movers, Hand	4	27,993	3,154	\$31,200	\$28,700	7,538	297	7,767
53-7064	Packers and Packers, Hand	4	6,880	770	\$27,900	\$24,400	26,462	1,880	1,913
51-3093	Food Cooking Machine Operators and Tenders	2	663	94	\$34,600	\$30,300	17,955	1,483	379
51-3099	Food Processing Workers, All Other	2	477	30	\$24,200	\$25,800	712	113	253
53-3032	Heavy and Tractor-Trailer Truck Drivers	2	18,632	694	\$44,800	\$43,600	9,887	444	9,653
49-9041	Industrial Machinery Mechanics	2	2,996	75	\$48,000	\$51,900	18,580	609	1,535
53-7051	Industrial Truck and Tractor Operators	2	7,147	341	\$34,600	\$34,300	42,295	3,907	3,744
51-9061	Inspectors, Testers, Sorters, Samplers, and Weighers	2	4,133	230	\$37,100	\$40,300	17,043	1,408	2,182
49-9071	Maintenance and Repair Workers, General	2	9,261	295	\$39,200	\$39,400	1,469	52	4,778
51-9023	Mixing and Blending Machine Setters, Operators, and Tenders	2	1,119	37	\$39,500	\$37,600	4,708	198	578
19-4011	Agricultural and Food Science Technicians	1	243	5	\$39,500	\$40,500	330	22	247
43-3031	Bookkeeping, Accounting, and Auditing Clerks	1	10,619	282	\$37,400	\$40,200	9,513	373	10,902
51-3021	Butchers and Meat Cutters	1	1,177	87	\$30,000	\$31,700	22,828	1,252	1,263
41-2011	Cashiers	1	24,492	1,577	\$20,000	\$21,700	29,025	2,418	26,069
53-7061	Cleaners of Vehicles and Equipment	1	2,459	249	\$25,000	\$24,700	159	110	2,708
51-9192	Cleaning, Washing, and Metal Pickling Equipment Operators and Tenders	1	279	31	\$37,400	\$30,600	8,957	613	310
35-3021	Combined Food Preparation and Serving Workers, Including Fast Food	1	21,502	1,850	\$19,100	\$20,500	31,769	2,093	23,352
51-9193	Cooling and Freezing Equipment Operators and Tenders	1	103	8	\$37,300	\$32,100	1,370	48	111
35-3022	Counter Attendants, Cafeteria, Food Concession, and Coffee Shop	1	2,328	195	\$19,500	\$21,400	54,415	3,998	2,524
51-6021	Crushing, Grinding, and Polishing Machine Setters, Operators, and Tenders	1	251	11	\$36,600	\$36,000	3,719	156	262
43-4051	Customer Service Representatives	1	16,527	926	\$35,000	\$35,200	20,109	1,043	17,453
51-9032	Cutting and Slicing Machine Setters, Operators, and Tenders	1	533	29	\$33,800	\$34,000	6,290	315	562
53-3031	Driver/Sales Workers	1	3,427	142	\$26,100	\$28,400	2,369	118	3,569
49-1011	First-Line Supervisors of Mechanics, Installers, and Repairers	1	3,204	85	\$63,600	\$66,700	9,783	309	3,290
51-3091	Food and Tobacco Roasting, Baking, and Drying Machine Operators and Tenders	1	259	11	\$35,000	\$31,000	3,276	209	270
35-2021	Food Preparation Workers	1	5,651	376	\$21,400	\$22,900	60,022	4,455	6,028
19-1012	Food Scientists and Technologists	1	165	6	\$64,200	\$71,300	105	3	171
11-1021	General and Operations Managers	1	11,755	239	\$111,900	\$122,100	36,861	708	11,994
45-2041	Graders and Sorters, Agricultural Products	1	429	51	\$24,500	\$24,380	8,102	597	430
11-3051	Industrial Production Managers	1	1,244	32	\$102,400	\$107,100	25,935	555	1,276
37-2011	Janitors and Cleaners, Except Maids and Housekeeping Cleaners	1	14,154	1,030	\$25,500	\$27,000	54,601	4,368	15,184
53-3033	Light Truck or Delivery Services Drivers	1	7,468	276	\$32,600	\$34,800	5,325	299	7,744
53-7053	Machine Feeders and Offbearers	1	1,265	110	\$31,700	\$30,500	7,793	387	1,376
49-9043	Maintenance Workers, Machinery	1	1,083	22	\$48,000	\$46,000	3,139	77	1,105
11-9199	Managers, All Other	1	5,039	31	\$113,200	\$112,200	16,731	463	5,070
43-9051	Office Clerks, General	1	19,958	979	\$33,000	\$33,000	35,944	1,438	20,936
51-9199	Production Workers, All Other	1	1,651	127	\$36,200	\$32,400	1113	113	1,778
43-5051	Production, Planning, and Expediting Clerks	1	2,337	40	\$46,900	\$49,000	5,683	248	2,378
41-2031	Retail Salespersons	1	28,402	1,197	\$26,800	\$27,200	10,405	564	29,690

10-Year Industry/Occupation Mix for Food Manufacturing in SCPa Works + Lancaster County, Baseline

SOC	Title	Current Employment	Regional Average Wage¹	10-Year Replacement Demand	10-Year Growth Demand	10-Year Total Demand
51-3092	Food Batchmakers	2,286	\$34,400	640	-149	491
51-9111	Packaging and Filling Machine Operators and Tenders	2,219	\$32,900	789	-116	673
53-7062	Laborers and Freight, Stock, and Material Movers, Hand	1,327	\$31,200	410	-71	339
53-7064	Packers and Packagers, Hand	1,168	\$27,900	308	-64	244
51-3022	Meat, Poultry, and Fish Cutters and Trimmers	1,059	\$28,400	188	-37	152
51-9198	Helpers--Production Workers	907	\$30,000	272	-93	179
51-1011	First-Line Supervisors of Production and Operating Workers	863	\$58,700	154	-43	110
51-3023	Slaughterers and Meat Packers	850	\$26,800	201	-28	173
51-3011	Bakers	817	\$26,500	201	-36	165
53-7051	Industrial Truck and Tractor Operators	690	\$34,600	197	-35	161
49-9041	Industrial Machinery Mechanics	677	\$48,000	183	86	268
51-3093	Food Cooking Machine Operators and Tenders	644	\$34,600	152	-26	126
51-9061	Inspectors, Testers, Sorters, Samplers, and Weighers	567	\$37,100	148	-25	123
49-9071	Maintenance and Repair Workers, General	563	\$39,200	144	-31	113
41-2031	Retail Salespersons	492	\$26,800	169	-31	139
51-9023	Mixing and Blending Machine Setters, Operators, and Tenders	425	\$39,500	111	-16	95
53-3032	Heavy and Tractor-Trailer Truck Drivers	416	\$44,800	75	-15	60
51-3099	Food Processing Workers, All Other	382	\$24,200	85	-17	68
37-2011	Janitors and Cleaners, Except Maids and Housekeeping Cleaners	363	\$25,500	70	-19	51
41-4012	Sales Representatives, Wholesale and Manufacturing, Except Technical and Scientific Products	360	\$68,000	70	-17	53
51-2092	Team Assemblers	357	\$31,100	82	-20	62
43-5071	Shipping, Receiving, and Traffic Clerks	351	\$33,900	70	-34	36
41-2011	Cashiers	316	\$20,000	130	-38	91
43-9061	Office Clerks, General	287	\$33,000	59	-28	31
11-1021	General and Operations Managers	279	\$111,900	70	-16	55
53-7061	Cleaners of Vehicles and Equipment	269	\$25,000	98	-9	89
43-5081	Stock Clerks and Order Fillers	254	\$24,800	83	-12	71
51-3091	Food and Tobacco Roasting, Baking, and Drying Machine Operators and Tenders	239	\$35,600	44	-10	35
35-2021	Food Preparation Workers	226	\$21,400	67	-4	63
51-9199	Production Workers, All Other	226	\$36,200	45	-14	30
53-3031	Driver/Sales Workers	222	\$26,100	40	-4	36
51-9012	Separating, Filtering, Clarifying, Precipitating, and Still Machine Setters, Operators, and Tenders	221	\$42,400	80	-10	70
49-9043	Maintenance Workers, Machinery	217	\$48,000	34	7	41
45-2041	Graders and Sorters, Agricultural Products	209	\$24,500	38	-24	14
11-3051	Industrial Production Managers	199	\$102,400	65	-10	56
43-4051	Customer Service Representatives	195	\$35,000	48	-11	37
51-9192	Cleaning, Washing, and Metal Pickling Equipment Operators and Tenders	189	\$37,400	59	-11	48

53-7063	Machine Feeders and Offbearers	188	\$31,700	39	-13	26
43-3031	Bookkeeping, Accounting, and Auditing Clerks	187	\$37,400	16	-36	0
43-5061	Production, Planning, and Expediting Clerks	184	\$46,900	52	-9	43
53-3033	Light Truck or Delivery Services Drivers	182	\$32,600	34	-7	27
49-1011	First-Line Supervisors of Mechanics, Installers, and Repairers	159	\$63,600	31	-9	21
43-6014	Secretaries and Administrative Assistants, Except Legal, Medical, and Executive	151	\$34,100	15	-15	0
51-3021	Butchers and Meat Cutters	149	\$30,000	29	-4	25
19-1012	Food Scientists and Technologists	136	\$64,200	42	-5	36
35-3021	Combined Food Preparation and Serving Workers, Including Fast Food	128	\$19,100	40	-5	35
35-3022	Counter Attendants, Cafeteria, Food Concession, and Coffee Shop	125	\$19,500	81	-6	76
19-4011	Agricultural and Food Science Technicians	120	\$39,500	48	-7	41
43-1011	First-Line Supervisors of Office and Administrative Support Workers	115	\$57,300	17	-7	10
53-1021	First-Line Supervisors of Helpers, Laborers, and Material Movers, Hand	112	\$52,100	34	-8	26
13-2011	Accountants and Auditors	110	\$68,800	30	-6	24
11-9199	Managers, All Other	106	\$113,200	61	-5	55
53-7011	Conveyor Operators and Tenders	106	\$36,400	30	-7	23
51-9032	Cutting and Slicing Machine Setters, Operators, and Tenders	99	\$33,800	32	-4	28
51-9041	Extruding, Forming, Pressing, and Compacting Machine Setters, Operators, and Tenders	99	\$36,300	36	-12	24
51-9193	Cooling and Freezing Equipment Operators and Tenders	93	\$37,300	20	-4	16
13-1071	Human Resources Specialists	91	\$60,100	24	-8	16
17-2112	Industrial Engineers	89	\$81,500	27	-5	23
43-5111	Weighers, Measurers, Checkers, and Samplers, Recordkeeping	89	\$35,000	24	-8	16
51-9021	Crushing, Grinding, and Polishing Machine Setters, Operators, and Tenders	86	\$36,600	20	-10	10
13-1023	Purchasing Agents, Except Wholesale, Retail, and Farm Products	76	\$63,100	21	-4	17
13-1081	Logisticians	71	\$75,600	9	-4	5
47-2111	Electricians	71	\$49,500	11	-6	5
41-1011	First-Line Supervisors of Retail Sales Workers	69	\$45,000	18	-6	12
53-1031	First-Line Supervisors of Transportation and Material-Moving Machine and Vehicle Operators	59	\$65,000	18	-3	15
11-2022	Sales Managers	59	\$126,200	14	-3	11
13-1161	Market Research Analysts and Marketing Specialists	58	\$59,000	7	1	8
49-3031	Bus and Truck Mechanics and Diesel Engine Specialists	53	\$43,800	9	-3	6
11-3071	Transportation, Storage, and Distribution Managers	48	\$106,700	11	-3	9
11-3031	Financial Managers	47	\$129,400	12	-3	8

	First-Line Supervisors of Food Preparation and					
35-1012	Serving Workers	47	\$33,900	14	-1	12
11-1011	Chief Executives	43	\$190,700	8	-7	2
35-9021	Dishwashers	42	\$18,900	17	-2	16
	Farmworkers, Farm, Ranch, and Aquacultural					
45-2093	Animals	42	\$28,100	31	-2	29
43-3021	Billing and Posting Clerks	37	\$35,400	7	-2	5
43-4151	Order Clerks	36	\$36,000	10	-6	4
11-3121	Human Resources Managers	36	\$108,200	12	-2	10
43-3051	Payroll and Timekeeping Clerks	36	\$41,200	8	-6	2
13-1151	Training and Development Specialists	35	\$59,800	9	-2	7
	Human Resources Assistants, Except Payroll and					
43-4161	Timekeeping	35	\$38,000	4	-5	0
	Executive Secretaries and Executive					
43-6011	Administrative Assistants	33	\$56,000	3	-6	0
13-1199	Business Operations Specialists, All Other	33	\$70,100	4	-2	2
43-4171	Receptionists and Information Clerks	31	\$27,900	8	-5	3
17-3026	Industrial Engineering Technicians	31	\$56,500	8	-2	7
33-9032	Security Guards	29	\$28,700	4	-2	2
11-3011	Administrative Services Managers	29	\$95,700	5	-2	3
	Water and Wastewater Treatment Plant and					
51-8031	System Operators	28	\$46,600	7	-1	6
29-9011	Occupational Health and Safety Specialists	27	\$69,500	6	-1	5
51-4041	Machinists	27	\$41,700	7	-2	6
	Helpers--Installation, Maintenance, and Repair					
49-9098	Workers	26	\$26,500	8	-1	7
13-1021	Buyers and Purchasing Agents, Farm Products	25	\$60,800	6	-2	4
19-2031	Chemists	25	\$63,600	6	-1	4
11-2021	Marketing Managers	24	\$130,900	6	-2	4
11-3061	Purchasing Managers	23	\$112,800	5	-2	4
15-1151	Computer User Support Specialists	22	\$49,500	3	-1	2
	First-Line Supervisors of Non-Retail Sales					
41-1012	Workers	22	\$84,800	4	-1	3
15-1142	Network and Computer Systems Administrators	22	\$71,800	3	-1	2
	Multiple Machine Tool Setters, Operators, and					
51-4081	Tenders, Metal and Plastic	21	\$38,500	7	0	7
43-3061	Procurement Clerks	20	\$41,800	6	-3	3
27-1024	Graphic Designers	19	\$44,800	6	-2	4
19-4031	Chemical Technicians	18	\$39,200	5	-1	5
17-2141	Mechanical Engineers	18	\$79,100	6	-1	5
51-8021	Stationary Engineers and Boiler Operators	17	\$51,700	5	-1	3
45-2011	Agricultural Inspectors	16	\$59,600	4	-1	3
13-1041	Compliance Officers	16	\$64,300	2	-1	2
13-1111	Management Analysts	16	\$78,100	3	-1	1
	Heating, Air Conditioning, and Refrigeration					
49-9021	Mechanics and Installers	16	\$47,900	3	0	2
	Electrical and Electronics Repairers, Commercial					
49-2094	and Industrial Equipment	16	\$52,600	3	-1	2
	First-Line Supervisors of Housekeeping and					
37-1011	Janitorial Workers	16	\$41,800	3	-1	2
11-3021	Computer and Information Systems Managers	15	\$122,700	2	-1	1
35-1011	Chefs and Head Cooks	15	\$45,300	3	0	2

51-9196	Paper Goods Machine Setters, Operators, and Tenders	14	\$36,500	3	0	3
51-4121	Welders, Cutters, Solderers, and Brazers	14	\$41,800	4	-2	2
45-2091	Agricultural Equipment Operators	14	\$31,300	4	0	3
15-1121	Computer Systems Analysts	14	\$80,900	2	0	2
11-9041	Architectural and Engineering Managers	13	\$128,700	3	-1	3
35-2014	Cooks, Restaurant	12	\$24,100	3	-1	3
51-9031	Cutters and Trimmers, Hand	12	\$26,900	5	-1	4
13-2051	Financial Analysts	12	\$76,000	3	-1	2
13-1022	Wholesale and Retail Buyers, Except Farm Products	12	\$55,300	4	-1	3
45-2092	Farmworkers and Laborers, Crop, Nursery, and Greenhouse	11	\$22,100	3	-2	1
51-9195	Molders, Shapers, and Casters, Except Metal and Plastic	11	\$31,900	5	-2	3
35-2019	Cooks, All Other	11	\$23,900	2	-1	2
41-9011	Demonstrators and Product Promoters	11	\$25,000	4	0	3
15-1131	Computer Programmers	11	\$75,400	2	-1	1
17-3024	Electro-Mechanical Technicians	11	\$48,000	2	0	2
15-1199	Computer Occupations, All Other	10	\$83,300	2	-1	1
27-1026	Merchandise Displayers and Window Trimmers	10	\$28,900	4	0	3
51-9051	Furnace, Kiln, Oven, Drier, and Kettle Operators and Tenders	10	\$39,700	3	-1	2
43-5032	Dispatchers, Except Police, Fire, and Ambulance	10	\$40,800	2	0	2
29-9012	Occupational Health and Safety Technicians	9	\$48,800	2	0	2
17-3027	Mechanical Engineering Technicians	9	\$53,500	2	-1	2
19-4099	Life, Physical, and Social Science Technicians, All Other	9	\$50,300	4	-1	4
17-3023	Electrical and Electronic Engineering Technicians	9	\$51,700	2	-1	1
51-8099	Plant and System Operators, All Other	8	\$54,300	3	-1	2
35-3031	Waiters and Waitresses	8	\$21,800	4	0	3
51-2099	Assemblers and Fabricators, All Other	8	\$31,000	1	0	1
17-3029	Engineering Technicians, Except Drafters, All Other	7	\$49,600	2	0	2
45-1011	First-Line Supervisors of Farming, Fishing, and Forestry Workers	7	\$51,400	2	-1	1
15-1132	Software Developers, Applications	7	\$79,500	1	-1	0
13-1141	Compensation, Benefits, and Job Analysis Specialists	7	\$61,400	1	-1	1
19-1013	Soil and Plant Scientists	6	\$62,400	2	-1	2
43-9021	Data Entry Keyers	6	\$29,700	3	-1	2
15-2031	Operations Research Analysts	6	\$73,000	1	0	1
53-7121	Tank Car, Truck, and Ship Loaders	6	\$38,000	2	-1	1
19-1022	Microbiologists	6	\$64,900	2	0	2
51-9123	Painting, Coating, and Decorating Workers	6	\$33,400	1	0	1
49-3041	Farm Equipment Mechanics and Service Technicians	6	\$37,500	2	-1	1
53-7199	Material Moving Workers, All Other	6	\$30,500	2	0	1
29-1141	Registered Nurses	6	\$67,400	1	0	1
43-9199	Office and Administrative Support Workers, All Other	6	\$40,700	2	0	1

17-2199	Engineers, All Other	6	\$83,100	1	0	1
37-3011	Landscaping and Groundskeeping Workers	6	\$28,100	1	0	1
35-2015	Cooks, Short Order	6	\$22,800	2	0	1
	Health and Safety Engineers, Except Mining					
17-2111	Safety Engineers and Inspectors	6	\$78,800	2	0	1
45-2099	Agricultural Workers, All Other	5	\$37,100	1	0	1
	Installation, Maintenance, and Repair Workers,					
49-9099	All Other	5	\$40,600	1	0	1
15-1152	Computer Network Support Specialists	5	\$62,400	1	0	0
41-3099	Sales Representatives, Services, All Other	5	\$58,200	1	0	1
51-9011	Chemical Equipment Operators and Tenders	5	\$41,100	2	0	2
51-6011	Laundry and Dry-Cleaning Workers	5	\$23,100	1	0	1
	Grinding, Lapping, Polishing, and Buffing					
	Machine Tool Setters, Operators, and Tenders,					
51-4033	Metal and Plastic	4	\$35,900	2	-1	2
41-2021	Counter and Rental Clerks	4	\$26,500	1	0	1
27-3031	Public Relations Specialists	4	\$54,800	1	0	0
	Food Preparation and Serving Related Workers,					
35-9099	All Other	4	\$21,800	2	0	2
11-9021	Construction Managers	4	\$87,200	1	0	0
53-7072	Pump Operators, Except Wellhead Pumpers	4	\$42,700	2	0	2
	Coating, Painting, and Spraying Machine Setters,					
51-9121	Operators, and Tenders	4	\$34,200	1	-1	0
19-4021	Biological Technicians	4	\$43,400	1	0	1
51-5112	Printing Press Operators	4	\$37,900	1	0	0
35-2012	Cooks, Institution and Cafeteria	4	\$26,600	1	0	1
53-7021	Crane and Tower Operators	4	\$51,400	1	0	1
	Licensed Practical and Licensed Vocational					
29-2061	Nurses	3	\$44,400	1	0	1
11-9121	Natural Sciences Managers	3	\$109,800	1	0	1
11-9051	Food Service Managers	3	\$56,200	1	0	1
47-2152	Plumbers, Pipefitters, and Steamfitters	3	\$49,500	0	0	0
19-1099	Life Scientists, All Other	3	\$70,700	1	0	1
13-2099	Financial Specialists, All Other	3	\$70,000	0	0	0
	Mobile Heavy Equipment Mechanics, Except					
49-3042	Engines	3	\$50,400	1	0	0
49-9044	Millwrights	3	\$51,300	1	0	1
	Molding, Coremaking, and Casting Machine					
	Setters, Operators, and Tenders, Metal and					
51-4072	Plastic	3	\$35,500	1	0	0
37-2021	Pest Control Workers	3	\$36,300	1	0	1
	Dining Room and Cafeteria Attendants and					
35-9011	Bartender Helpers	3	\$19,600	1	0	1
43-4071	File Clerks	3	\$30,800	1	0	0
51-8013	Power Plant Operators	3	\$66,700	1	0	1
	Farmers, Ranchers, and Other Agricultural					
11-9013	Managers	2	\$77,000	2	0	1
13-1075	Labor Relations Specialists	2	\$56,900	1	0	0
43-9011	Computer Operators	2	\$43,900	1	0	0
27-3042	Technical Writers	2	\$55,300	1	0	0
15-1141	Database Administrators	2	\$76,500	0	0	0
15-1143	Computer Network Architects	2	\$91,500	0	0	0
51-4194	Tool Grinders, Filers, and Sharpeners	2	\$38,000	1	0	0

23-1011	Lawyers	2	\$124,200	0	0	0
51-4021	Extruding and Drawing Machine Setters, Operators, and Tenders, Metal and Plastic	2	\$38,500	1	0	1
17-3025	Environmental Engineering Technicians	2	\$44,000	1	0	1
19-1011	Animal Scientists	2	\$49,100	1	0	1
27-3091	Interpreters and Translators	2	\$50,600	0	0	1
41-9099	Sales and Related Workers, All Other	2	\$47,400	0	0	0
47-1011	Supervisors of Construction and Extraction Workers	2	\$62,000	0	0	0
49-3023	Automotive Service Technicians and Mechanics	2	\$37,400	1	0	0
19-1021	Biochemists and Biophysicists	2	\$80,200	1	0	1
53-2012	Commercial Pilots	2	\$91,600	1	0	0
51-4191	Heat Treating Equipment Setters, Operators, and Tenders, Metal and Plastic	2	\$42,300	0	0	0
47-4099	Construction and Related Workers, All Other	2	\$33,100	0	0	0
27-1021	Commercial and Industrial Designers	2	\$62,000	1	0	0
19-4051	Nuclear Technicians	2	\$76,800	1	0	0
11-2011	Advertising and Promotions Managers	2	\$108,100	1	0	1
21-2011	Clergy	2	\$43,000	0	0	0
39-3099	Entertainment Attendants and Related Workers, All Other	2	\$23,600	1	0	1
17-2072	Electronics Engineers, Except Computer	2	\$74,800	0	0	0
51-4035	Milling and Planing Machine Setters, Operators, and Tenders, Metal and Plastic	2	\$43,700	0	0	0
13-2031	Budget Analysts	2	\$66,900	0	0	0
51-4031	Cutting, Punching, and Press Machine Setters, Operators, and Tenders, Metal and Plastic	2	\$36,900	0	0	0
47-2141	Painters, Construction and Maintenance	2	\$42,000	0	0	0
17-2081	Environmental Engineers	1	\$76,600	0	0	0
53-7041	Hoist and Winch Operators	1	\$43,600	0	0	0
17-3021	Aerospace Engineering and Operations Technicians	1	\$62,600	0	0	0
17-2071	Electrical Engineers	1	\$85,000	0	0	0
53-6099	Transportation Workers, All Other	1	\$47,900	1	0	1
17-2131	Materials Engineers	1	\$80,200	1	0	0
13-1051	Cost Estimators	1	\$62,500	0	0	0
19-2041	Environmental Scientists and Specialists, Including Health	1	\$64,400	0	0	0
37-2012	Maids and Housekeeping Cleaners	1	\$21,200	0	0	0
17-2051	Civil Engineers	1	\$79,800	0	0	0
47-4041	Hazardous Materials Removal Workers	1	\$38,600	0	0	0
23-2011	Paralegals and Legal Assistants	1	\$45,400	0	0	0
11-3131	Training and Development Managers	1	\$111,500	0	0	0
51-9194	Etchers and Engravers	1	\$32,400	0	0	0
53-7032	Excavating and Loading Machine and Dragline Operators	1	\$42,900	0	0	0
35-3041	Food Servers, Nonrestaurant	1	\$20,900	0	0	0
29-1031	Dietitians and Nutritionists	1	\$54,200	0	0	0
41-4011	Sales Representatives, Wholesale and Manufacturing, Technical and Scientific Products	1	\$86,400	0	0	0
11-3111	Compensation and Benefits Managers	1	\$115,100	0	0	0

17-2061	Computer Hardware Engineers	1	\$85,400	0	0	0
51-8091	Chemical Plant and System Operators	1	\$52,700	1	0	1
53-3099	Motor Vehicle Operators, All Other	1	\$36,000	0	0	0
33-1099	First-Line Supervisors of Protective Service Workers, All Other	1	\$47,800	0	0	0
43-4041	Credit Authorizers, Checkers, and Clerks	1	\$38,000	0	0	0
43-4199	Information and Record Clerks, All Other	1	\$41,800	0	0	0
45-2021	Animal Breeders	1	\$43,700	6	0	6
19-4091	Environmental Science and Protection Technicians, Including Health	1	\$46,100	0	0	0
51-9022	Grinding and Polishing Workers, Hand	1	\$32,000	0	0	0
45-4022	Logging Equipment Operators	1	\$34,600	0	0	0
35-3011	Bartenders	1	\$22,300	0	0	0
43-9071	Office Machine Operators, Except Computer	1	\$29,900	0	0	0
51-8093	Petroleum Pump System Operators, Refinery Operators, and Gaugers	1	\$66,100	0	0	0
17-2021	Agricultural Engineers	1	\$67,900	0	0	0
15-1122	Information Security Analysts	1	\$79,600	0	0	0
17-3012	Electrical and Electronics Drafters	1	\$57,700	0	0	0
43-9051	Mail Clerks and Mail Machine Operators, Except Postal Service	1	\$28,700	0	0	0
53-3041	Taxi Drivers and Chauffeurs	1	\$24,500	0	0	0
51-4199	Metal Workers and Plastic Workers, All Other	1	\$35,000	0	0	0
51-4011	Computer-Controlled Machine Tool Operators, Metal and Plastic	1	\$37,000	0	0	0
47-2031	Carpenters	1	\$41,900	0	0	0
41-9031	Sales Engineers	1	\$96,900	0	0	0
27-3043	Writers and Authors	1	\$54,100	0	0	0
11-2031	Public Relations and Fundraising Managers	1	\$100,300	0	0	0
53-5011	Sailors and Marine Oilers	1	\$38,300	0	0	0
39-7011	Tour Guides and Escorts	1	\$24,800	0	0	0
51-8011	Nuclear Power Reactor Operators	1	\$90,400	0	0	0
17-3019	Drafters, All Other	1	\$49,000	0	0	0
43-3011	Bill and Account Collectors	1	\$36,000	0	0	0
43-5011	Cargo and Freight Agents	1	\$48,200	0	0	0
35-2011	Cooks, Fast Food	1	\$20,100	0	0	0
17-2041	Chemical Engineers	1	\$93,400	0	0	0
13-1121	Meeting, Convention, and Event Planners	1	\$46,700	0	0	0
15-1134	Web Developers	1	\$59,700	0	0	0
17-3022	Civil Engineering Technicians	1	\$53,600	0	0	0
47-5031	Explosives Workers, Ordnance Handling Experts, and Blasters	1	\$46,300	0	0	0
51-4192	Layout Workers, Metal and Plastic	1	\$42,400	0	0	0
19-2012	Physicists	1	\$136,300	0	0	0
49-9012	Control and Valve Installers and Repairers, Except Mechanical Door	1	\$54,300	0	0	0
51-4193	Plating and Coating Machine Setters, Operators, and Tenders, Metal and Plastic	1	\$34,600	0	0	0
15-1133	Software Developers, Systems Software	1	\$94,000	0	0	0
41-9041	Telemarketers	1	\$25,100	0	0	0
35-9031	Hosts and Hostesses, Restaurant, Lounge, and Coffee Shop	1	\$19,200	0	0	0
47-2171	Reinforcing Iron and Rebar Workers	1	\$56,300	0	0	0

19-2099	Physical Scientists, All Other	1	\$107,000	0	0	0
51-6061	Textile Bleaching and Dyeing Machine Operators and Tenders	1	\$28,700	0	0	0
29-2041	Emergency Medical Technicians and Paramedics	1	\$32,600	0	0	0
47-3013	Helpers--Electricians	1	\$31,200	0	0	0
51-8012	Power Distributors and Dispatchers	1	\$70,300	0	0	0
51-4111	Tool and Die Makers	1	\$47,700	0	0	0
51-4022	Forging Machine Setters, Operators, and Tenders, Metal and Plastic	1	\$41,100	0	0	0
47-2211	Sheet Metal Workers	1	\$50,500	0	0	0
47-2061	Construction Laborers	1	\$37,400	0	0	0
53-7081	Refuse and Recyclable Material Collectors	1	\$34,100	0	0	0
53-1011	Aircraft Cargo Handling Supervisors	1	\$53,200	0	0	0
	Total	26,573		7,033	-1,386	5,671

Source: [JobsEQ®](#)

Data as of 2017Q1 unless noted otherwise

Note: Figures may not sum due to rounding.

1. Occupation wages are as of 2016 and represent the average for all Covered Employment

Exported on: Thursday, July 13, 2017 7:18 AM

Top Job Skills by Projected Employment and Openings South Central Workforce Development Area, 2014-2024

Top 50 Detailed Work Activities, 2014-2024

	2024 Employment	Percent of Annual Openings	Annual Openings
Order materials, supplies, or equipment	111,710	16.5%	3,352
Calculate costs of goods or services	90,400	14.9%	3,033
Sell products or services	88,080	14.6%	2,961
Record operational or production data	95,100	14.0%	2,843
Clean work areas	74,510	12.4%	2,509
Monitor inventories of products or materials	79,730	11.3%	2,288
Greet customers, patrons, or visitors	72,240	11.0%	2,226
Maintain records of sales or other business transactions	56,710	9.7%	1,977
Clean food preparation areas, facilities, or equipment	48,160	9.4%	1,913
Answer customer questions about goods or services	54,070	9.4%	1,902
Process customer bills or payments	45,520	9.4%	1,901
Collect deposits, payments or fees	78,300	9.2%	1,878
Cook foods	47,100	9.2%	1,865
Serve food or beverages	45,050	8.9%	1,807
Explain technical product or service information to customers	50,230	8.8%	1,787
Prepare documentation for contracts, transactions, or regulatory compliance	80,200	8.7%	1,764
Reconcile records of sales or other financial transactions	49,010	8.4%	1,706
Process sales or other transactions	43,660	8.3%	1,681
Load shipments, belongings, or materials	55,650	8.0%	1,630
Provide information to coworkers	61,250	8.0%	1,627
Communicate with customers to resolve complaints or ensure satisfaction	36,930	7.8%	1,587
Take customer orders	35,500	7.8%	1,574
Operate cranes, hoists, or other moving or lifting equipment	50,150	7.7%	1,570
Administer basic health care or medical treatments	50,440	7.7%	1,562
Clean food service areas	36,660	7.6%	1,538
Arrange tables or dining areas	34,700	7.4%	1,512
Prepare hot or cold beverages	34,790	7.1%	1,435
Communicate dining or order details to kitchen personnel	32,090	7.0%	1,428
Secure cargo	45,870	7.0%	1,426
Execute sales or other financial transactions	66,000	6.9%	1,407
Maintain financial or account records	49,380	6.7%	1,361
Explain regulations, policies, or procedures	52,780	6.7%	1,359
Move materials, equipment, or supplies	41,530	6.7%	1,359
Compile data or documentation	60,700	6.6%	1,334
Operate vehicles or material-moving equipment	47,610	6.5%	1,323
Maintain inventories of materials, equipment, or products	49,510	6.5%	1,321
Prepare foods for cooking or serving	33,170	6.5%	1,320
Supervise employees	49,110	6.4%	1,296
Collect dirty dishes or other tableware	30,250	6.4%	1,296
Maintain operational records	45,620	6.3%	1,288
Review work orders or schedules to determine operations or procedures	39,810	6.2%	1,253
Clean tableware	32,340	6.1%	1,242
Connect cables or electrical lines	39,320	6.1%	1,236
Package materials or products	39,380	6.1%	1,234
Mark materials or objects for identification	37,870	6.1%	1,230
Monitor cargo area conditions	39,050	6.0%	1,227
Confer with coworkers to coordinate work activities	47,700	6.0%	1,225
Respond to customer problems or complaints	46,720	5.9%	1,201
Collect biological specimens from patients	37,210	5.8%	1,169
Set up merchandise displays	35,350	5.7%	1,153

Detailed Work Activities - Types of specific job behaviors or duties particular to an occupation.

Data are ranked by percent of annual openings where employment change was positive between 2014 and 2024

For the entire list of job skills and further job skills information go to the following link:
www.workstats.dli.pa.gov/Products/ProjectedJobSkills/

Data Sources: CWIA Occupational Employment Projections, 2014-2024
 U.S. Department of Labor's Occupational Information Network (O*NET) Database

Top Job Skills by Projected Employment and Openings South Central Workforce Development Area, 2014-2024

Top 50 Tools & Technologies, 2014-2024

	2024 Employment	Percent of Annual Openings	Annual Openings
Spreadsheet software	597,010	81.2%	16,496
Data base user interface and query software	562,230	77.9%	15,811
Personal computers	535,360	73.7%	14,970
Word processing software	521,620	68.8%	13,981
Office suite software	489,840	67.4%	13,698
Desktop computers	462,820	62.7%	12,739
Electronic mail software	405,670	52.3%	10,620
Notebook computers	399,060	50.9%	10,343
Internet browser software	362,770	46.1%	9,369
Presentation software	317,420	39.6%	8,045
Enterprise resource planning ERP software	291,270	38.6%	7,843
Accounting software	257,330	34.0%	6,914
Calendar and scheduling software	238,600	31.2%	6,329
Laser printers	217,500	29.9%	6,082
Project management software	247,030	29.7%	6,041
Scanners	233,460	28.1%	5,698
Personal digital assistant PDAs or organizers	192,690	26.6%	5,394
Screwdrivers	182,920	25.7%	5,221
Photocopiers	208,320	25.4%	5,162
Operating system software	180,160	25.4%	5,149
Medical software	173,880	24.6%	5,004
Point of sale POS software	139,370	24.2%	4,909
Inventory management software	169,920	23.5%	4,774
Forklifts	169,770	23.4%	4,746
Cash registers	128,750	23.2%	4,718
Analytical or scientific software	174,430	22.1%	4,488
Graphics or photo imaging software	174,690	21.8%	4,419
Bar code reader equipment	124,670	21.5%	4,374
Laser fax machine	178,120	21.0%	4,265
Special purpose telephones	165,030	20.4%	4,146
Magnetic stripe readers and encoders	106,340	19.0%	3,868
Computer aided design CAD software	137,240	18.9%	3,832
Tape measures	129,720	18.7%	3,802
Ladders	130,400	18.6%	3,786
Document management software	167,050	18.6%	3,775
Adjustable wrenches	133,690	18.5%	3,766
Hoists	126,250	18.4%	3,740
Power saws	130,880	18.0%	3,659
Hand trucks or accessories	122,750	17.8%	3,620
Hammers	116,370	17.8%	3,610
Point of sale POS terminal	93,540	17.1%	3,466
Human resources software	128,710	16.3%	3,309
Desktop calculator	118,000	16.2%	3,298
Desktop publishing software	143,150	16.0%	3,255
Tablet computers	114,710	15.1%	3,067
Time accounting software	123,440	14.4%	2,932
Adjustable widemouth pliers	102,740	14.4%	2,927
Customer relationship management CRM software	122,250	13.7%	2,786
Power drills	103,580	13.7%	2,785
Information retrieval or search software	118,740	13.7%	2,778


Tools & Technologies - Machines, equipment, tools, and information technologies that one could be expected to use in a particular occupation. Data are ranked by percent of annual openings where employment change was positive between 2014 and 2024

For the entire list of job skills and further job skills information go to the following link:
www.workstats.dli.pa.gov/Products/ProjectedJobSkills/

Data Sources: CWIA Occupational Employment Projections, 2014-2024
U.S. Department of Labor's Occupational Information Network (O*NET) Database

Employment for SCPa Works + Lancaster County, Four-Quarter Moving Average


Food Manufacturing



Source: JobsEQ[®]. Data as of 2017Q1. The shaded areas represent national recessions.

Total Wages for SCPa Works + Lancaster County

Food Manufacturing



■ SCPa Works + Lancaster County

Source: JobsEQ®, Data as of 2017Q1. The shaded areas represent national recessions.

FAQ

What is SOC?

The Standard Occupational Classification system (SOC) is used to classify workers into occupational categories. RTI classifies workers in one of the 1,090 8-digit level codes known as the O*NET-SOC Occupational Listings. In addition, occupations are combined to form 23 major groups (2-digit level), 97 minor groups (3-digit), and 461 occupation groups (5-digit), and 840 detailed occupations (6-digit). Each occupation group includes occupations requiring similar job duties, skills, education, or experience.

How does the 30-day time period work?

Online job postings included in this report are those that meet the Query Definition parameters (shown above) and that were active at any point in the 30-days preceding the production of this report. As such, this report may include some ads that were closed as of the date of this report; in addition, this report may include some ads that were first posted prior to the 30-day window referred to above.

What are “active” and “closed” ads?

An “active” ad refers to an online job posting that was still posted online when Chmura’s web crawler last viewed that page, which occurs at least once a week. An ad is considered “closed” if Chmura’s web crawler no longer sees the ad listed or if the ad is specifically designated on the site as no longer being active.

Is every online-job-ad website included in these data?

We make every attempt to catch all of the significant job-posting websites across the United States, but we cannot guarantee complete, 100% coverage. If you have any questions about a particular website, please don’t hesitate to ask.

What certifications are included and how are they defined?

We include over 3,000 different certifications in our job ad analyses. A complete list can be found in the JobsEQ help section, along with further information about those certifications.

About This Report

This report and all data herein were produced by JobsEQ®, a product of Chmura Economics & Analytics. The information contained herein was obtained from sources we believe to be reliable. However, we cannot guarantee its accuracy and completeness.